

# Nepal

## Country profile

**2016**  
September[www.devinit.org/p20i](http://www.devinit.org/p20i)

This country profile is produced by Development Initiatives to support the National Dialogue on the 2030 Agenda for Sustainable Development. As one of the founding partners of the Leave No One Behind partnership, established in July 2015, our role is to provide data at a national level to help track progress against the Sustainable Development Goals (SDGs) so we can make sure that no one is left behind.

## Poverty profile

- The national poverty line in Nepal is Nepalese Rupee (NPR) 52.77 a day. According to the most recently available data (2010), 25.2% of the population live below this line, of which 89.8% live in rural areas.
- In Nepal, extreme poverty, defined as those living on less than PPP\$1.90 a day, has been steadily decreasing since 1990, falling from 69.3% in 1990 to 9.3% in 2012.
- As of 2010, the richest 20% in Nepal owned 41.4% of national income, in contrast to the 8.3% shared by the poorest 20%.

### National poverty line (NPRs per day)

**52.77**

Note: 2012 data. Source: Development Initiatives based on World Bank's PovcalNet

### % of population living below the national poverty line

**25.2%**

Note: 2010 data. Source: World Development Indicators

### % of population living below the national poverty line in rural areas

**89.8%**

Note: 2010 data. Source: World Development Indicators

### Mean household income per month (2011 PPP\$)

**135.50**

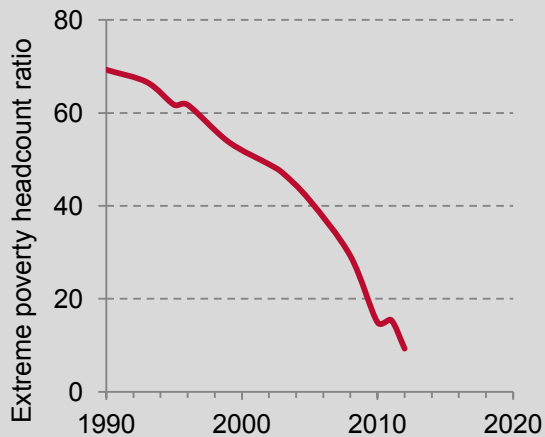
Note: 2012 data. Source: World Bank's PovcalNet

### % of population living below the international extreme poverty line

**9.3%**

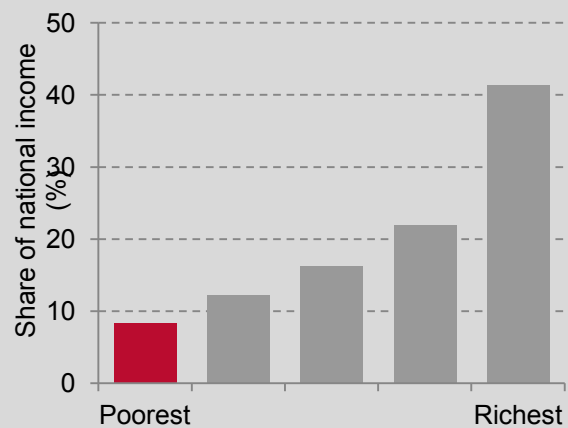
Note: 2012 data, international extreme poverty line is 2011 PPP\$ 1.90/day. Source: World Bank's PovcalNet

## Is poverty reducing over time?



Source: Development Initiatives based on World Bank's PovcalNet

## How is income distributed?



Source: World Development Indicators

## Economic profile

- In 2015, Nepal's GDP per capita was PPP\$2,313 compared with a regional average of PPP\$5,320 for South Asia.
- The Gini index measures the income distribution of a country's residents where 0 means everyone earns the same, and 100 being where one person earns everything. In Nepal in 2010, the Gini index was 32.75, down from 43.26 in 2003, reflecting an increasingly even distribution of income in Nepal.
- Out of 188 countries, Nepal is ranked 145th on the United Nations Development Programme (UNDP)'s Human Development Index (HDI) (2015), with a score of 0.548.

### GDP per capita (2011 PPP\$)

2,313.4

Note: 2015 data. Source: World Development Indicators

### Human Development Index Ranking

154/188

Note: 2015 data. Source: United Nations Development Programme

### Gini index

32.75

Note: 2010 data. Source: World Bank's PovcalNet

## Education outcomes

- In 2014, the Nepalese government spent PPP\$107.14 per capita on education, this compares with a regional average for South Asia of PPP\$232.39.
- In 2011, Nepal's adult literacy rate stood at 59.6%, up from 48.6% in 2001.

## Adult literacy rate

59.6%

Note: 2011 data. Source: World Development Indicators

## Per capita public expenditure on education (2011 PPP\$)

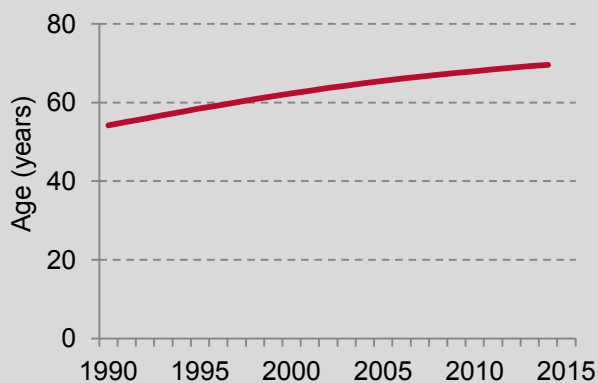
107.14

Note: 2014 data. Source: Development Initiatives based on World Development Indicators

## Health outcomes

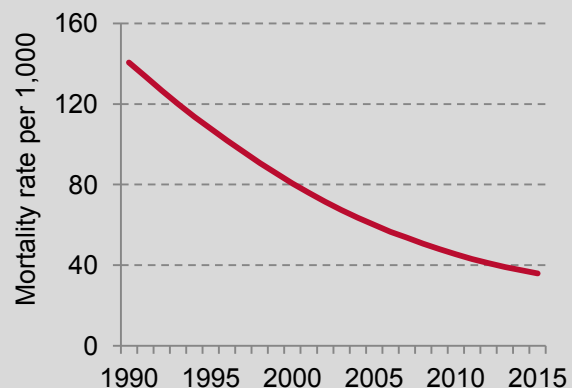
- Life expectancy in Nepal has steadily increased from 54.2 in 1990 to 69.9 in 2014.
- Since 1990, the mortality rate of children under 5 has fallen from 141 per 1,000 down to 36 per 1,000 in 2015.
- In 2014, public spending on healthcare in Nepal was PPP\$53.12 per capita, compared with a regional average for South Asia of PPP\$68.91.

### Life expectancy at birth



Source: Development Initiatives based on World Development Indicators

### Under five mortality rate per 1,000



Source: Development Initiatives based on World Development Indicators

## Per capita public expenditure on healthcare (2011 PPP\$)

53.12

Note: 2014 data. Source: Development Initiatives based on World Development Indicators

Note: Economic, health and education data in this profile are Development Initiatives' calculations based on the World Bank's World Development Indicators and the UNDP's HDI; please refer to these sources for full definition of public spending. Poverty data are Development Initiatives' calculations based on the World Bank's PovcalNet.

## Achieving SDGs

If global efforts to end poverty and achieve the SDGs are to be reached, it is essential that no one is left behind; the SDGs will not be considered met unless they are met for everyone. Despite a significant reduction in poverty and inequality in Nepal over the last 15 years, people are still being left behind, particularly in rural areas.

However, current data is not good enough to tell us exactly who is being left behind, where they live and why. To better target resources and track their progress we need to better understand who they are. To achieve this we need more and better data disaggregated by at least geography, gender, age and disability.

A new project from Development Initiatives, the P20 Initiative, will be doing just this. The P20 Initiative will provide data on whether things are improving for the poorest 20% of people globally. It will do this by gathering and using existing data and promoting better disaggregation of data on people so we can ensure that those furthest behind are reached first and included in progress so the SDGs can be achieved for all.

### Contact:

If you would like more information on the any of the data provided in this summary or on the P20 Initiative please contact Cat Langdon on [cat.langdon@devinit.org](mailto:cat.langdon@devinit.org)

---

The Leave No One Behind partnership seeks to drive global momentum to make sure that happens. Made up of three international non-profit organisations (CIVICUS, Development Initiatives, and Project Everyone) with the support of the United Kingdom's Department for International Development we have come together as founding partners to catalyse a global movement to ensure that the pledge to Leave No One Behind turns from words into reality.

For more information on the Leave No One Behind partnership please email [info@leavenoonebehind.global](mailto:info@leavenoonebehind.global) or visit [www.leavenoonebehind.global](http://www.leavenoonebehind.global)

SUPPORTED BY



Development Initiatives (DI) is an independent international development organisation working on the use of data to drive poverty eradication and sustainable development.